

# BGA Online Congress 2021

## Small Board Playing Information

### Schedule

#### Friday 26<sup>th</sup> February

- 19:30 UTC/GMT Round 1, followed by round 2 and round 3.

#### Friday 5<sup>th</sup> March

- 19:30 UTC/GMT Round 4, followed by round 5 and round 6.

### Rules

- Pairings: Table system (groups of 4) for rounds 1-3;
- Tables redrawn by score - wins then Cuss (cumulative sum of scores) for rounds 4-6
- AGA rules
- Handicap: as specified using Cambridge system (stones/komi specified)
- Time limits: **20 minutes** + Canadian overtime 10 stones in 1 minute

### Missing Rounds

We assume you are playing all rounds unless you are forced to withdraw and tell us so after your previous game ends.

### Step 1: Check pairings

Pairings will be published **15 mins before** each session. Announcements will be posted in the OGS group BGA Online Congress 2021 <https://online-go.com/group/7952>

The pairings will appear at <http://www.britgo.org/onlinesmall>

Each table and its (four) players will be shown.

First Round of day: Player-1 v Player-2; Player-3 v Player-4;

Second Round of day: Player-1 v Player-3; Player-2 v Player-4;

Third Round of day: Player-1 v Player-4; Player-2 v Player-3.

Note the grades of the two players and look up the **handicap on the table**.



## 13x13 HANDICAPS

GRADE DIFFERENCE	HANDICAP STONES	KOMI TO WHITE
0	1	6
1	1	2
2	2	8
3	2	4
4	2	0
5	3	6
6	3	2
7	4	8
8	4	4
9	4	0
10	5	6
11	5	2
12	6	8
13	6	4
14	6	0
15	7	6
16	7	2
17	8	8
18	8	4
19	8	0
20	9	6
21	9	2
22	10	8
23	10	4
24	10	0
25	11	6
26	11	2
27	12	8
28	12	4
29	12	0

## Step 2 - Black: Challenge opponent

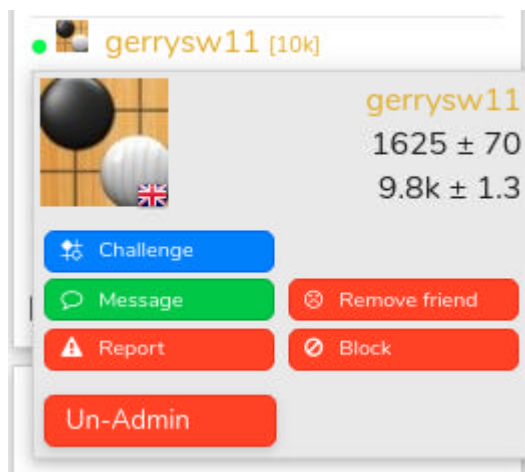
The player taking **Black** should challenge their opponent on OGS.

At the round start time, use the following procedure to challenge your opponent:

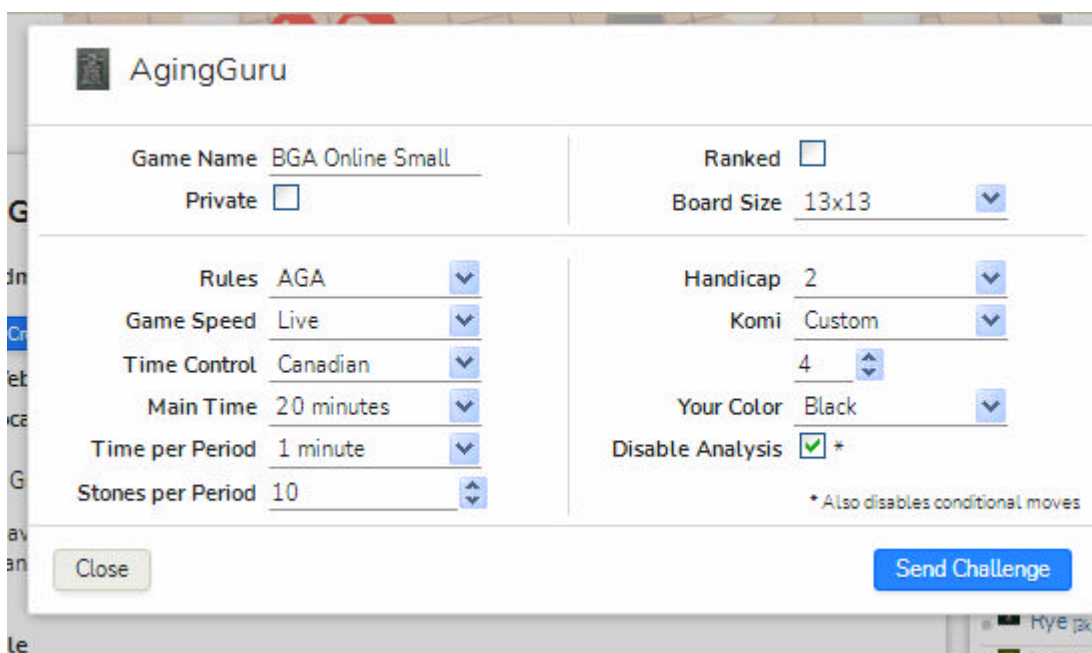
First, ensure you are logged onto OGS and on the BGA Online Congress 2021 group page: <https://online-go.com/group/7952>

Now, in the list of players on the right, find your opponent and click on them (you might need to look through several pages of players to find them).

Clicking on the player will give a pop-up box, from which you can select the **'Challenge'** button:



You will be now presented with a pop-up box to set the game options:



### Ensure the settings are as follows:

**Game Name:** BGA Online Small  
**Private:** No (leave blank)  
**Rules:** AGA  
**Game Speed:** Live  
**Time Control:** Canadian  
**Main Time:** 20 minutes  
**Time Per Period:** 1 minute  
**Stones per Period:** 10

**Ranked:** No (set blank)  
**Board Size:** 13x13  
**Handicap:** Select number required\*  
**Komi:** Custom:  
Select number required\*  
**Your Color:** Black  
**Disable Analysis:** Yes (tick)

\* Using the handicap table for the pairing

It's important that the settings are correct - so please take care and double-check everything.

Once you are happy that the settings are correct, hit the **'Send Challenge'** button.

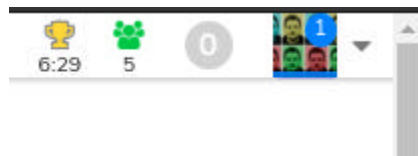
Once you've created the challenge, wait for your opponent to accept it. Once they do, you should get a notification at the very top-right of the page (you should see a blue circle with a white number in it to indicate notifications you have). Clicking on the notification should take you into the game.

## Step 2 - White: Accept challenge

If you are playing White, then wait for your opponent to challenge you to the game.

Ensure you are logged onto OGS and on the BGA Online Congress 2021 group page:  
<https://online-go.com/group/7952>

Once your opponent challenges you, you should receive a notification in the very top-right of the page; you should see a blue circle with a white number in it to indicate notifications you have - but it's quite small:



Clicking on the notification should show you the challenge and allow you to accept it.

Alternatively, if you go back to the 'Home' page within OGS, you should see challenges listed there:

A screenshot of the OGS website's 'Challenges' page. The top navigation bar includes 'Home', 'Play', 'Games', 'Chat', 'Puzzles', 'Joseki', 'Tournaments', 'Ladders', and 'Groups'. The main content area is titled 'Challenges' and features a challenge card for 'Friendly Match' by 'timhunt'. The card includes a red 'X' icon and a blue checkmark icon. The challenge details are: 'Unranked, 19x19, Japanese rules, fischer clock: 40m+ 10s up to 1h, 0 handicap, 6.50 komi, you play as white'. To the right, there is a user profile for 'marshmn' with a rating of '1932 ± 73' and a Kd of '4.4k ± 1.2'. Below the profile are links for 'Tournaments' and 'Ladders'. At the bottom right, it says '#1 #go Users From Freenode'.

## Step 3: Play your game

Please play fairly. There should be **no** use of external aids such as AI software, joseki dictionaries or anything else of the like. We are trusting people to play fairly!

The 'pause game' function should **not** be used apart from exceptional circumstances.

## Step 4: Record result

**Tell us the id of the winner in chat** and check that we saw your message.

The winner should report the result - but please check that the result has been reported even if you lost...

## Step 5: Start next game

Start the next game as soon as both players are ready.

## Q&A

### **What happens if my opponent doesn't arrive at the start time?**

For the first round if your opponent doesn't accept your challenge (if you're Black), or doesn't challenge you (if you're White), tell us in chat and we will try and find out if there is an issue.

If a player doesn't start their game within 30 minutes of the start time they will be removed from the tournament and the player who is present will either be re-paired or will win by default as appropriate.

Please ensure subsequent rounds are started as soon as both players have finished their previous games and certainly within 90 minutes of the start of the previous round. Again if there is a problem let us know.

### **What happens if there is some game dispute?**

Contact me if there is any dispute which needs resolution.

### **Is undo allowed for miss-clicks?**

If you genuinely miss-click you can request an undo immediately. If your opponent requests an undo then you should accept it unless you really feel that it is foul-play. The corrected play should then be made immediately.

We expect players to be honest and to only use undo for genuine miss-clicks.

## **What should I do if I become disconnected?**

If you become disconnected, you can try:

- ? Refresh your browser window
- ? Restart your browser
- ? Restart your computer

## **What should I do if my opponent becomes disconnected?**

If your opponent becomes disconnected, to prevent them losing the game if they can't get back into the game within a few minutes, please use the 'Pause game' feature from the right-hand menu panel in the game so that you can wait for them to return.

## **Problems?**

In the event of any problems or if you need assistance in any way, then contact me in chat or by OGS message and I will do my best to help:

**Tony Atkins** kisekigo@yahoo.co.uk  
OGS Id: kisekigo